

Scaled data based on original data using
LM-79-08 Approved Method: Electrical and Photometric Measurements of Solid-
State Lighting Products

Test Report Prepared for
Cooper Lighting Solutions
(formerly Eaton)

Brand: STREETWORKS

Report Number: P367613

Luminaire Tested: **PMM-SA2D-760-U-5WQ**

Issue Date: 12/2/2019

Test Information

Test Method: LM-79-08
Report Number: P367613
TEST IS SCALED FROM IESNA LM-79-08 TEST DATA (G2-1910-543-4)
Test Lab: INNOVATION CENTER
Issue Date: 12/2/2019
Manufacturer: COOPER LIGHTING SOLUTIONS (FORMERLY EATON)
Product Line: STREETWORKS
Catalog Number: PMM-SA2D-760-U-5WQ
Description: MESA POST TOP DECORATIVE LUMINAIRE. (2) LIGHTSQUARES WITH 16 LEDS EACH AND TYPE V WIDE OPTICS.
Light Source: -
Ballast/Driver: ELECTRONIC DRIVER

Summary

Lumens per Lamp: N/A
Luminaire Lumens: 14469 lumens
Efficiency: N/A
Efficacy: 112.2 lumens/watt
Luminous Opening: Rectangular (W 0.5' x L: 1' x H: 0')
IES Classification: Type V - Short
BUG Rating: B4 - U0 - G2

Input Watts (W): 129
Input Voltage (V): NR
Input Current (Ain): NR
Voltage Rise (V): NR
Power Factor: NR
Total Harmonic Distortion (THDi): NR
Frequency (hertz): 60
Stabilization Time: NR
Operation Time: NR
Ambient Temperature (°C): NR
Test Distance: 28.75 FT

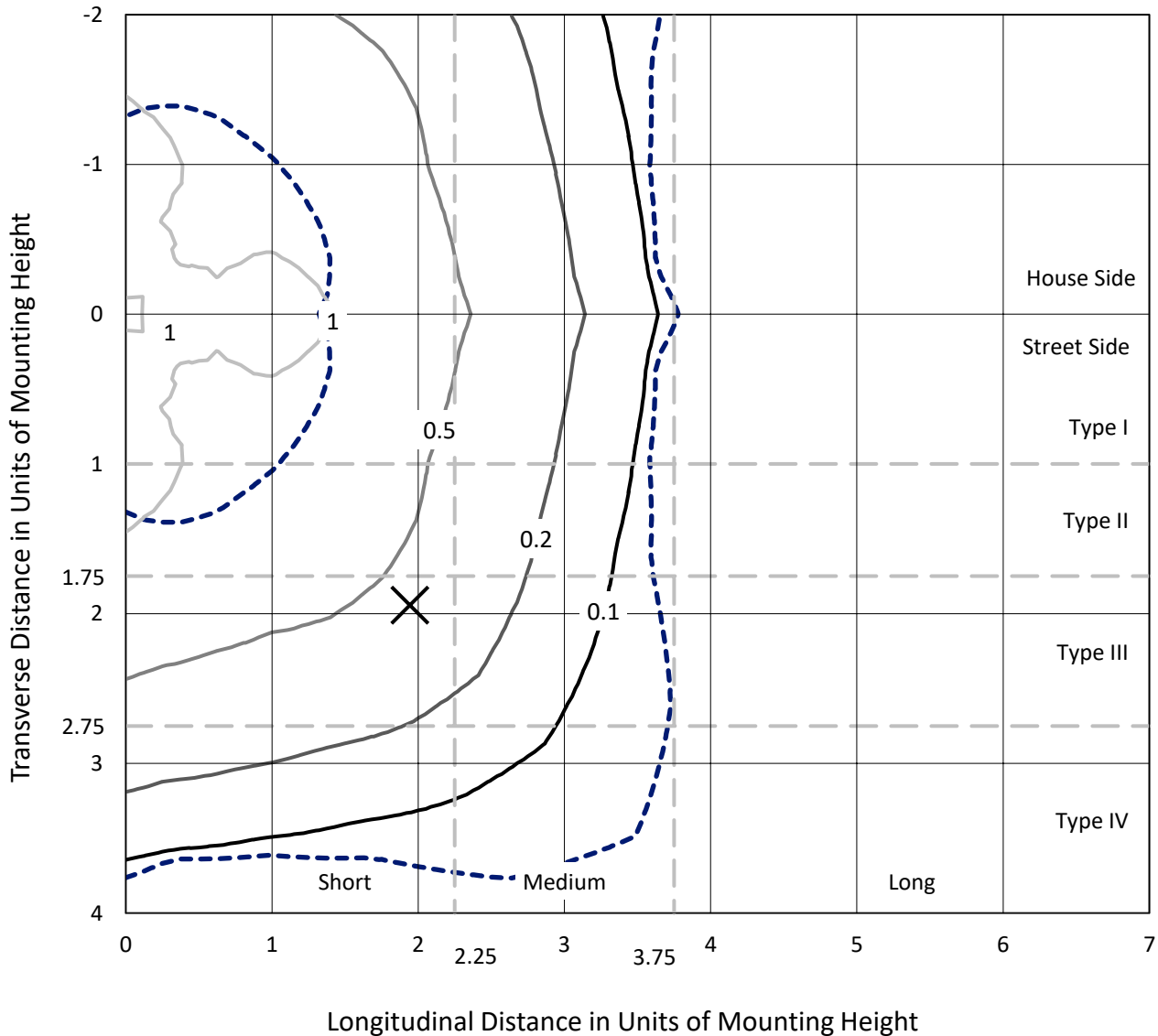


REPORT NUMBER: P367613

CATALOG NUMBER: PMM-SA2D-760-U-5WQ

Iso-Footcandle Lines of Horizontal Illumination

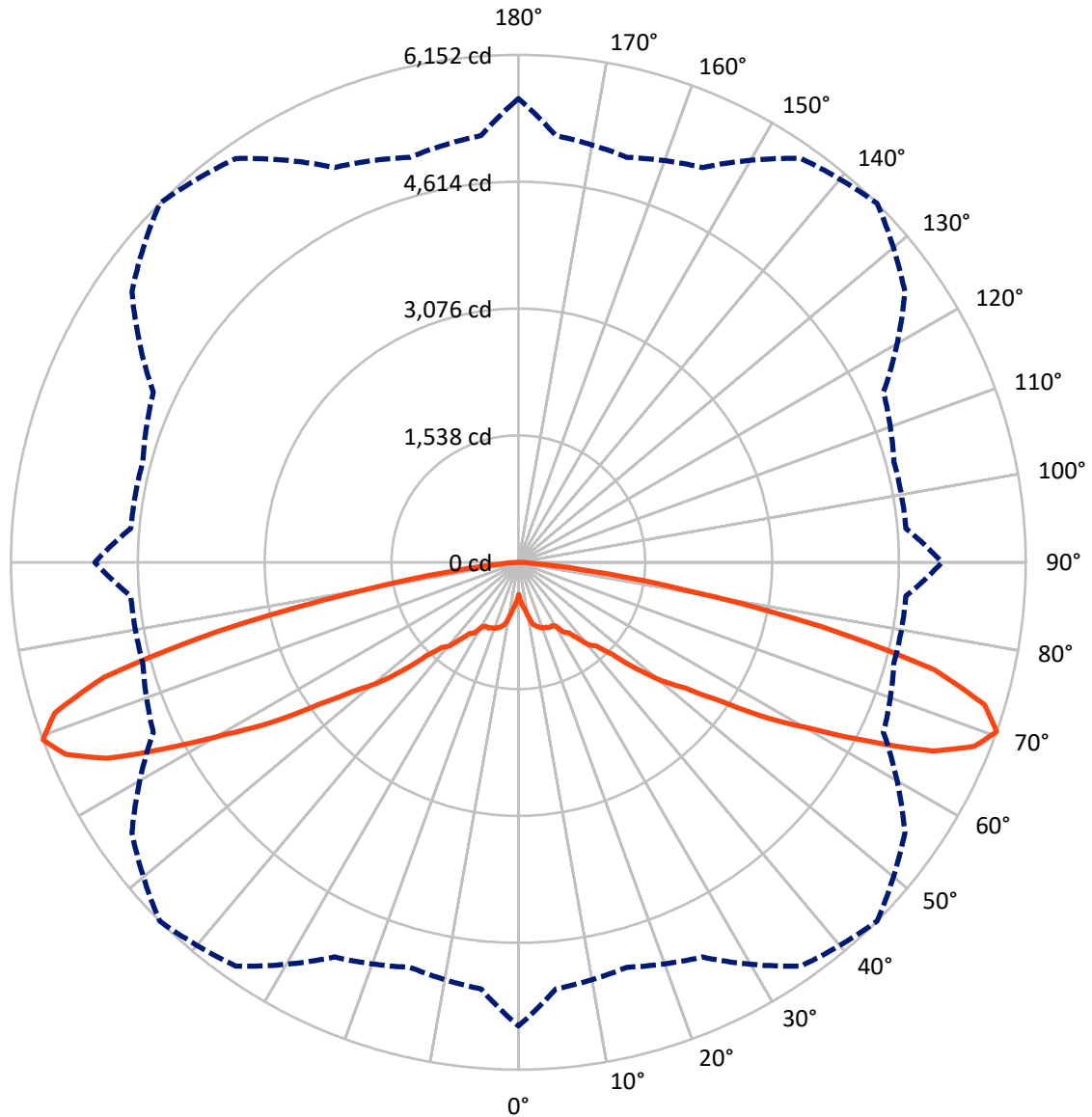
✕ Max cd
 - - - 1/2 Max cd



Based on 25 foot mounting height. Maximum calculated value = 1.3 fc
 Type V - Short - N/A

REPORT NUMBER: P367613
CATALOG NUMBER: PMM-SA2D-760-U-5WQ

Luminous Intensity Polar Plot



— Vertical Plane Through 45-Deg Lateral - - - Horizontal Cone Through 70-Deg Vertical

REPORT NUMBER: P367613

CATALOG NUMBER: PMM-SA2D-760-U-5WQ

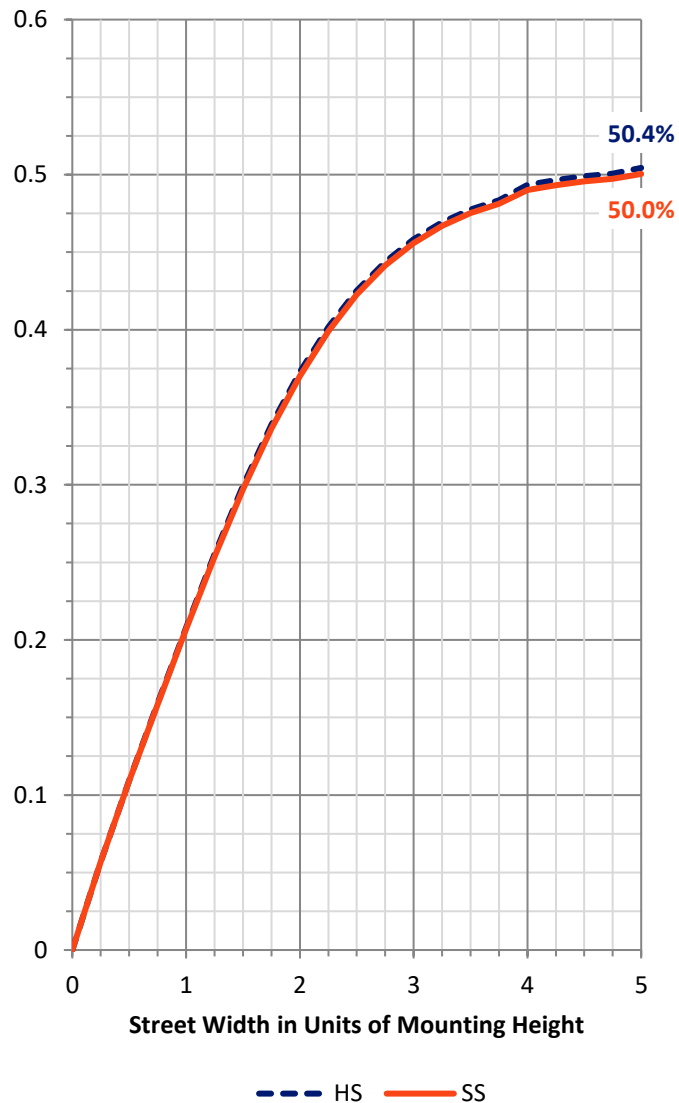
FLUX DISTRIBUTION:

		Downward	Upward	Total
House Side	Lumens	7234.5	0.0	7234.5
	% Fixture	50.0	0.0	50.0
Street Side	Lumens	7234.5	0.0	7234.5
	% Fixture	50.0	0.0	50.0
Total	Lumens	14469.0	0.0	14469.0
	% Fixture	100.0	0.0	100.0

ZONAL LUMENS:

Zone	Lumens	% Fixture
0°-10°	56.9	0.4
10°-20°	227.8	1.6
20°-30°	430.6	3.0
30°-40°	750.1	5.2
40°-50°	1433.9	9.9
50°-60°	2780.4	19.2
60°-70°	4868.6	33.6
70°-80°	3659.0	25.3
80°-90°	261.8	1.8
90°-100°	0.0	0.0
100°-110°	0.0	0.0
110°-120°	0.0	0.0
120°-130°	0.0	0.0
130°-140°	0.0	0.0
140°-150°	0.0	0.0
150°-160°	0.0	0.0
160°-170°	0.0	0.0
170°-180°	0.0	0.0
0°-90°	14469.0	100.0
0°-180°	14469.0	100.0

Coefficient of Utilization



REPORT NUMBER: P367613

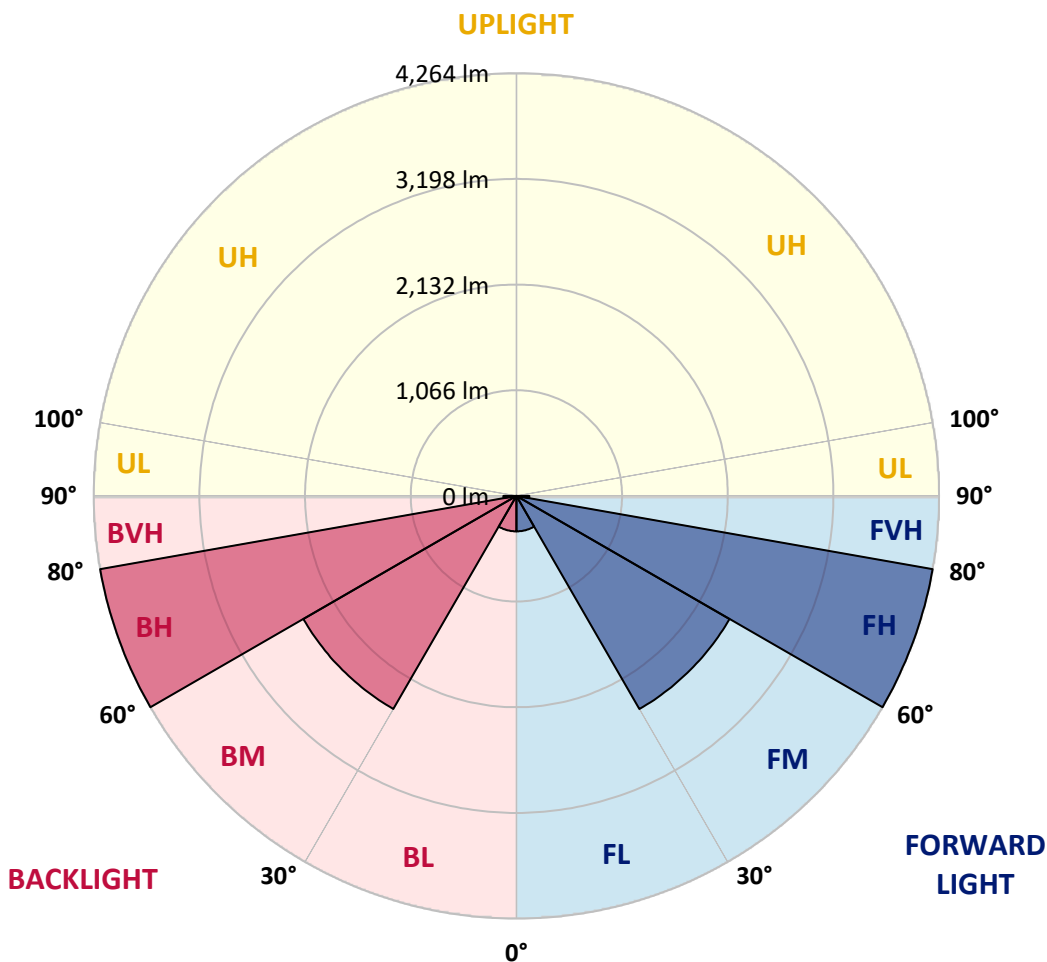
CATALOG NUMBER: PMM-SA2D-760-U-5WQ

LUMINAIRE CLASSIFICATION SYSTEM LUMEN TABLE AND BUG RATING:

Zone	Lumens	% Fixture	Zone Rating/Lumen Limit		
			B	U	G
FL (0°-30°)	357.6	2.5			
FM (30°-60°)	2482.2	17.2			
FH (60°-80°)	4263.8	29.5			G2/5000
FVH (80°-90°)	130.9	0.9			G2/225
BL (0°-30°)	357.6	2.5	B1/500		
BM (30°-60°)	2482.2	17.2	B2/2500		
BH (60°-80°)	4263.8	29.5	B4/5000		G2/5000
BVH (80°-90°)	130.9	0.9			G2/225
UL (90°-100°)	0.0	0.0		U0/0	
UH (100°-180°)	0.0	0.0		U0/0	

BUG Rating: B4-U0-G2

Type V Short





REPORT NUMBER: P367613
 CATALOG NUMBER: PMM-SA2D-760-U-5WQ

CANDELA DISTRIBUTION (FULL):

	0°	5°	15°	25°	35°	45°	55°	65°	75°	85°	90°
0°	391.2	391.2	391.2	391.2	391.2	391.2	391.2	391.2	391.2	391.2	391.2
2.5°	476.0	468.7	445.7	446.8	457.5	458.6	459.7	445.7	442.3	470.9	472.6
5°	604.5	587.7	570.8	564.1	554.0	525.9	556.8	560.2	566.9	588.8	598.9
7.5°	690.4	669.6	646.6	632.6	605.1	582.1	607.3	628.1	641.6	666.3	680.3
10°	706.7	694.3	693.2	668.5	663.5	671.9	670.2	670.8	691.0	691.5	700.0
12.5°	757.8	766.7	749.3	740.9	746.0	766.7	749.9	742.6	747.7	770.7	761.1
15°	824.6	835.2	808.8	795.4	781.9	801.5	784.1	797.1	813.3	830.2	821.8
17.5°	898.7	899.2	863.3	813.3	825.1	827.9	821.8	811.1	857.7	898.1	894.2
20°	939.1	938.5	876.8	808.8	843.6	849.8	844.2	807.7	877.9	933.5	931.8
22.5°	980.6	968.3	894.2	839.2	852.1	857.1	844.2	840.8	894.2	971.6	971.1
25°	1003.1	1013.7	932.3	898.1	887.4	875.6	886.9	892.5	943.6	1019.3	997.4
27.5°	1073.2	1055.8	943.6	940.2	917.7	871.1	909.9	937.4	940.2	1062.6	1085.0
30°	1136.6	1143.4	994.1	999.1	958.2	899.2	959.3	1003.1	1011.5	1144.5	1142.3
32.5°	1204.0	1206.8	1083.9	1031.7	1014.3	1012.0	989.0	1027.2	1093.4	1200.1	1204.6
35°	1306.2	1329.2	1164.2	1094.0	1072.1	1049.6	1069.9	1104.1	1165.8	1325.8	1314.6
37.5°	1540.2	1503.7	1338.7	1193.3	1178.7	1169.8	1186.0	1210.7	1337.0	1507.7	1559.9
40°	1703.6	1686.2	1461.6	1357.8	1265.7	1314.0	1275.9	1371.3	1475.7	1687.3	1721.0
42.5°	1956.7	1879.3	1648.6	1520.0	1424.6	1390.4	1411.7	1536.3	1669.3	1905.1	1971.3
45°	2199.8	2080.2	1882.6	1769.2	1624.4	1588.5	1617.1	1763.6	1917.4	2103.8	2220.5
47.5°	2447.9	2324.4	2107.1	1943.2	1824.8	1932.0	1838.3	1977.5	2130.7	2347.4	2451.2
50°	2705.5	2568.5	2354.1	2175.6	2165.5	2260.4	2148.1	2219.4	2361.4	2585.9	2708.3
52.5°	3001.3	2853.7	2639.3	2518.6	2542.2	2536.0	2513.5	2500.6	2640.4	2861.0	3006.4
55°	3353.3	3193.8	3022.6	2967.1	3032.2	2962.0	2995.1	2990.6	3010.9	3168.6	3338.7
57.5°	3778.7	3598.5	3426.8	3414.4	3498.1	3564.3	3505.4	3420.6	3385.2	3538.5	3733.3
60°	4314.8	4093.6	3905.0	3866.3	4104.8	4104.3	4051.0	3861.2	3847.8	4021.2	4255.8
62.5°	4906.9	4637.5	4431.5	4369.8	4743.6	4785.7	4619.6	4279.4	4349.0	4488.8	4767.2
65°	5409.9	5086.0	4894.0	4877.2	5334.1	5519.9	5152.8	4687.5	4709.9	4826.1	5127.5
67.5°	5737.7	5347.6	5194.9	5276.3	5844.3	5960.5	5619.2	4960.3	4880.6	4928.8	5289.2
70°	5622.6	5193.8	5083.8	5281.3	5976.2	6151.9	5719.7	4883.9	4714.4	4716.7	5135.4
72.5°	4750.9	4342.8	4395.0	4757.6	5664.2	5910.6	5255.0	4411.3	4064.4	4056.0	4436.0
75°	3141.6	2868.8	3074.8	3640.1	4708.8	5212.9	4354.1	3457.7	3022.6	2881.2	3174.8
77.5°	1374.1	1339.3	1512.7	2151.5	3210.1	3756.8	3119.2	2258.7	1644.1	1367.3	1493.6
80°	368.2	360.4	452.4	816.1	1562.7	2069.0	1687.9	900.9	470.4	342.4	363.2
82.5°	134.2	137.5	167.8	228.5	514.7	871.1	560.7	263.3	177.9	145.9	145.9
85°	58.4	56.7	81.4	91.5	140.3	197.0	161.1	111.7	89.8	67.4	64.6
87.5°	15.7	19.6	27.5	28.6	36.5	29.7	42.7	39.3	33.7	23.6	19.1
90°	0.0	0.0	0.0	0.0	0.0	0.0	0.0	0.0	0.0	0.0	0.0

(END OF REPORT)